

Equity

Company Description

DigiPlus Interactive Corp is a digital entertainment company. The Company focuses on digital entertainment space, combining technologies, and innovations to multiply the fun and happiness in people's lives. DigiPlus Interactive serves retail, casino, gaming and leisure, data center, property, and technology sectors in Philippines.

Company Summary

Name	DIGIPLUS INTERACTIVE CORP	BICS Sector	Consumer Discretionary
Country	PH	BICS Industry	Leisure Facilities & Services
Last Price	13.7	Financial Year End	12/31/2026
Currency	PHP	Next Reporting Date	08/14/2026
Reporting Currency	PHP	# Analyst Ratings	11
Market Cap (m)	62,622.6335	# Analyst BUY Ratings	10
Div Yield	6.2336	CEO	Hu Jianguo "Tommy Hu"
Next Ex Div Date	03/19/2027	CEO Tenure (yr)	1
Last Ex Div Date	03/31/2026	Net Debt/EBITDA	-1.4889

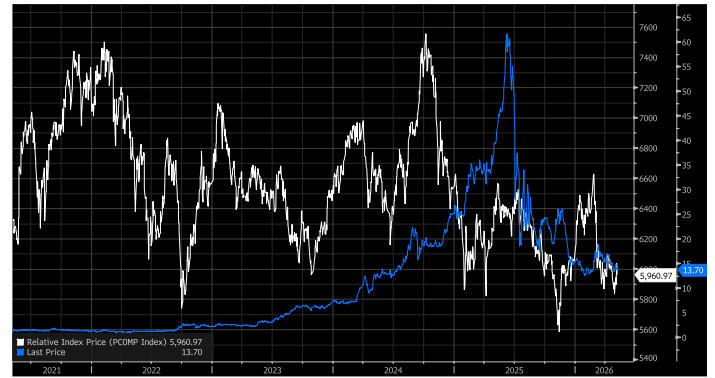
ESG

Third Party Raters	Company Metrics	
MSCI Rating	GHG (scope 1+2) per Rev	10.857
MSCI Latest Update	GHG (scope 1+2) per EVIC	12.9
Sustainalytics Risk Score		29.1066
Sustainalytics Risk Cat.		Medium
Sustainalytics Controversy Level		0
S&P Global ESG Rank		N.A.

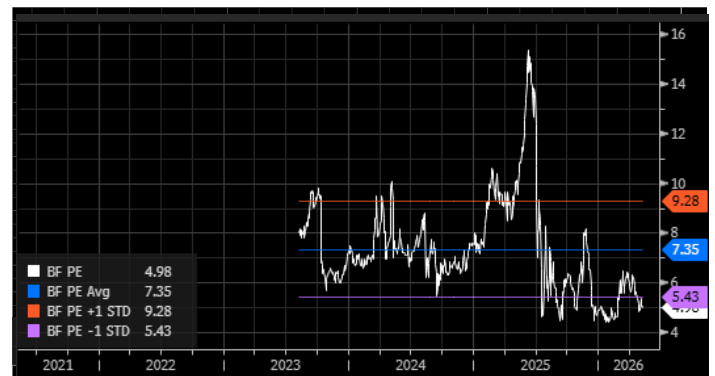
Key Financial Metrics

Period	5 Yr CAGR/ Avg.	2023 (A)	2024 (A)	2025 (A)	2026 (E)	2027 (E)
Revenue	134	27,251	75,223	84,166	81,902	83,582
Rev_Growth	--	206	176	11.9	-2.7	2.1
EBITDA	--	4,778	13,938	14,200	13,638	14,850
EBITDA_Margin	17.5	17.5	18.5	16.9	16.7	17.8
EBIT	--	4,284	12,869	12,630	12,178	13,158
EBIT_Margin	--	--	--	--	--	--
EPS	--	1.04	2.74	2.78	2.69	2.86
EPS_Growth	--	410.8	163.6	1.4	-3.2	6.5
DPS	--	0	0	0.83	0.85	0.83
Net_Debt	--	-2,376	-13,244	-22,656	-4,414	-24,497
Mkt_Cap	--	45,752	145,622	71,308	--	--

Last Price vs. Index



BF PE +/-1 STD



Peers & Valuation

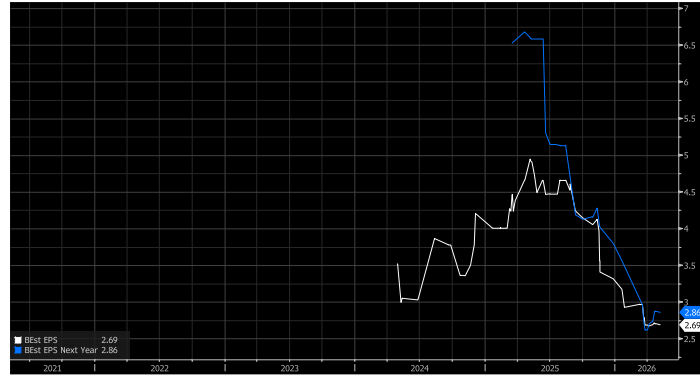
ID	Name	Market Cap	Sales_5 Y_CAGR	EPS_5Y_CAGR	PE	Fwd_PE
PLUS PM Equity	DigiPlus Interactive Corp	62,623	88	--	5.6	5
1928 HK Equity	Sands China Ltd	1,028,613	38.6	--	18.1	14.5
GENM MK Equity	Genting Malaysia Bhd	175,201	24.6	--	14.6	16.7
3918 HK Equity	NagaCorp Ltd	140,362	-2.6	28.5	7.5	6.7
2282 HK Equity	MGM China Holdings Ltd	333,833	51.1	--	8.5	8.8

Top Holders

Holder Name	Own % of Class	Shares	Market Value	% Change	Cost Basis (Avg.)	Filing Date	Holder Country
EUPHO NIOUS HOLDIN	7.68	351.00 M	81.31M		0.07	03/31/2026	Philippines
GS INC SAGAT HY HOLDIN	7.44	340.00 M	78.76M		0.05	03/31/2026	Philippines
GS INC CATCH Y SOLUTI ON LIMITED	7.33	335.00 M	77.61M		0.02	03/31/2026	Philippines
BELVED ERE	7.23	330.60 M	76.59M		0.08	03/31/2026	Philippines

This Tearsheet was made available for the exclusive use of PSE STAR and is subject to the terms and conditions of your Bloomberg Agreement and Datafeed Addendum. For more information, please see DAPI <GO> on the BLOOMBERG TERMINAL® service.

Earnings Revisions



Holder Name	Own % of Class	Shares	Market Value	% Change	Cost Basis (Avg.)	Filing Date	Holder Country
SKIES ASSET HOLDIN							
G OP							
CLEAR							
PRING HOLDIN	7.23	330.60 M	76.59M		0.08	03/31/2026	Philippines
GS CORP COLONIAL GROUP HOLDIN	7.22	330.00 M	76.45M		0.05	03/31/2026	Philippines
CORPO RAT GLOBAL LIST							
TECHNOLOGY COMPANY LIM	5.32	242.95 M	56.28M		0.05	03/31/2026	Hong Kong
Benitez Alfredo Abelardo B XII	4.81	219.70M	50.90M	-1.23	0.12	03/26/2026	
CAPITAL INC LEISURE	4.38	200.00 M	46.33M		0.05	03/31/2026	Philippines
ADVANTAGE INC	2.66	121.38M	28.12M		0.40	03/31/2026	Philippines

Other

Credit

Ratings	
BB Default Risk	HY1
Moody's LT Rating	N.A.
S&P LT Rating	N.A.
Fitch LT Rating	N.A.

Outlooks	
Moody's Outlook	N.A.
S&P Outlook	N.A.
Fitch Outlook	N.A.

ESG

Third Party Raters	
MSCI Rating	
MSCI Latest Update	
Sustainalytics Risk Score	29.1066
Sustainalytics Risk Cat.	Medium
Sustainalytics Controversy Level	0
S&P Global ESG Rank	N.A.

Company Metrics	
GHG (scope 1+2) per Rev	10.857
GHG (scope 1+2) per EVIC	12.9