

# Equity

## Company Description

Philippine Seven Corporation licenses to operate 7-Eleven stores in the Philippines. The Company also leased commercial properties and constructed retail store building.

## Company Summary

Name	PHILIPPINE SEVEN CORP	BICS Sector	Consumer Staples
Country	PH	BICS Industry	Retail - Consumer Staples
Last Price	33.6	Financial Year End	12/31/2026
Currency	PHP	Next Reporting Date	05/13/2026
Reporting Currency	PHP	# Analyst Ratings	5
Market Cap (m)	50,831.3086	# Analyst BUY Ratings	5
Div Yield	3.006	CEO	
Next Ex Div Date	07/31/2026	CEO Tenure (yr)	N.A.
Last Ex Div Date	08/01/2025	Net Debt/EBITDA	0.3479

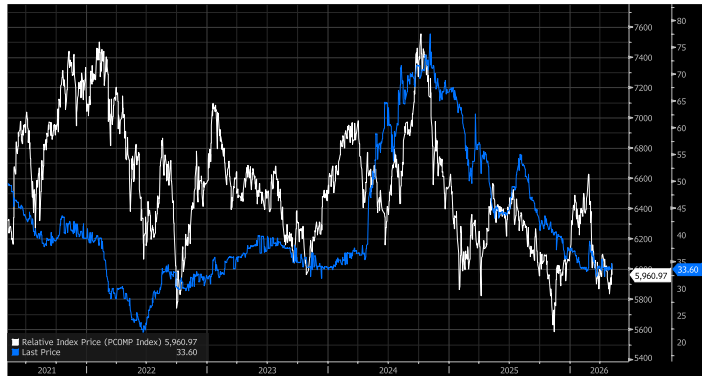
## ESG

Third Party Raters	Company Metrics	
MSCI Rating	GHG (scope 1+2) per Rev	161.702
MSCI Latest Update	GHG (scope 1+2) per EVIC	234.606
Sustainalytics Risk Score		35.0925
Sustainalytics Risk Cat.		High
Sustainalytics Controversy Level		0
S&P Global ESG Rank		N.A.

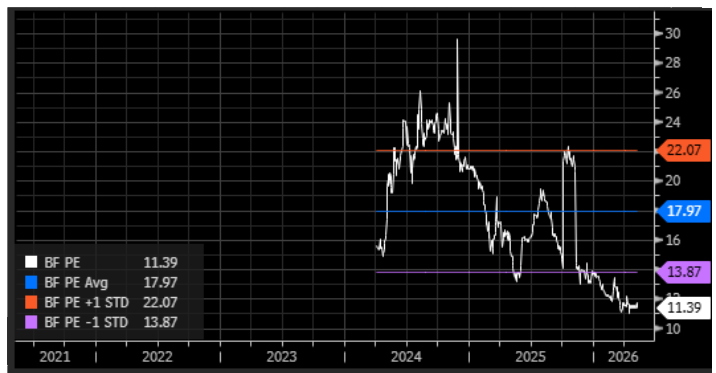
## Key Financial Metrics

Period	5 Yr CAGR/Avg.	2023 (A)	2024 (A)	2025 (A)	2026 (E)	2027 (E)
Revenue	--	79,194	88,676	95,061	103,099	120,503
Rev_Growth	--	--	12	7.2	8.5	16.9
EBITDA	--	--	10,141	10,746	12,477	14,475
EBITDA_Margin	11.7	11.6	11.4	11.3	12.1	12
EBIT	--	--	5,628	5,720	6,084	7,075
EBIT_Margin	--	--	--	--	--	--
EPS	--	2.3	2.52	2.38	2.8	3.22
EPS_Growth	--	--	9.6	-5.6	17.8	14.9
DPS	--	0	0	0	1.01	1.15
Net_Debt	--	-11,873	-11,016	-10,187	2,113	894
Mkt_Cap	--	61,270	84,719	51,436	--	--

## Last Price vs. Index



## BF PE =+/-1 STD



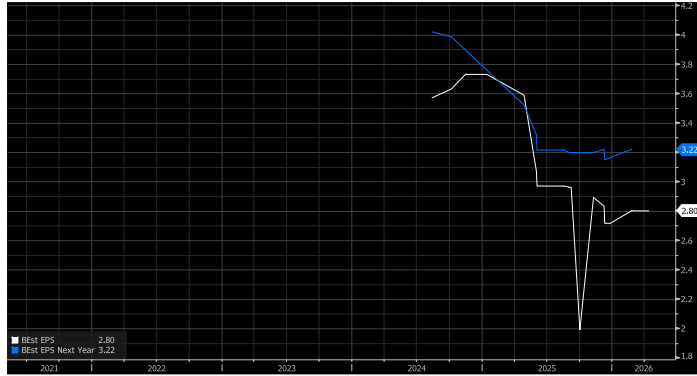
## Peers & Valuation

ID	Name	Market Cap	Sales_5 Y_CAGR	EPS_5Y_CAGR	PE	Fwd_PE
SEVN PM Equity	Philippine Seven Corp	50,831	16.8	--	14.1	12
MIDI IJ Equity	Midi Utama Indonesia Tbk PT 7-Eleven	40,598	10.8	29.8	12.9	13.2
SEM MK Equity	Malaysia Holding s Bhd	33,939	7.3	4	62.1	49.5
CPALL TB Equity	CP ALL PCL	737,298	15.7	13.8	13.9	12.8
300972 CH Equity	Fujian Wanchen Food Group Co L	384,109	163.6	57.4	--	13.5

## Top Holders

Holder Name	Own % of Class	Shares	Market Value	% Change	Cost Basis (Avg.)	Filing Date	Holder Country
PRESIDENT CHAIN STORE CORP	56.88	860.50 M	490.55 M		0.14	03/31/2026	Taiwan
FIRST STATE INVEST	2.48	37.58M	21.42M	-0.66	0.77	03/31/2026	United Kingdom

Earnings Revisions



Holder Name	Own % of Class	Shares	Market Value	% Change	Cost Basis (Avg.)	Filing Date	Holder Country
<b>MENTS</b>							
<b>ICVC Paterno</b>							
Jose Victor P Paterno	2.46	37.25M	21.23M		0.12	03/31/2026	
<b>Paterno Cristina P</b>							
Paterno Cristina P	1.72	26.06M	14.86M		0.48	07/17/2025	
<b>SCHRODER INTERNATIONAL SELECT FUND - Emerging PACIFIC ASSETS TRUST PLC/FUND</b>							
INVESTORS Asia Focus PLC Caisse de Depot et Placem ent du Quebec	1.57	23.80M	13.57M		1.02	03/31/2026	Luxembourg
ASSETS TRUST PLC/FUND	1.29	19.59M	11.17M		0.86	01/31/2026	United Kingdom
INVESTORS Asia Focus PLC Caisse de Depot et Placem ent du Quebec	0.95	14.43M	8.22M	-1.28	0.77	03/31/2026	United States
INVESTORS Asia Focus PLC Caisse de Depot et Placem ent du Quebec	0.61	9.23M	5.26M	180.83	0.87	02/28/2026	Australia
INVESTORS Asia Focus PLC Caisse de Depot et Placem ent du Quebec	0.54	8.14M	4.64M	100.00	0.98	02/28/2025	United Kingdom
INVESTORS Asia Focus PLC Caisse de Depot et Placem ent du Quebec	0.46	6.91M	3.94M	-18.73	0.55	12/31/2024	Canada

Other

Credit

Ratings	
BB Default Risk	IG4
Moody's LT Rating	N.A.
S&P LT Rating	N.A.
Fitch LT Rating	N.A.

Outlooks	
Moody's Outlook	N.A.
S&P Outlook	N.A.
Fitch Outlook	N.A.

ESG

Third Party Raters	
MSCI Rating	
MSCI Latest Update	
Sustainalytics Risk Score	35.0925
Sustainalytics Risk Cat.	High
Sustainalytics Controversy Level	0
S&P Global ESG Rank	N.A.

Company Metrics	
GHG (scope 1+2) per Rev	161.702
GHG (scope 1+2) per EVIC	234.606